The faint letters are only a guide.
You don't have to follow them perfectly.

↑ Upload page – facing up

Uppercase

Serif

A B C D E F

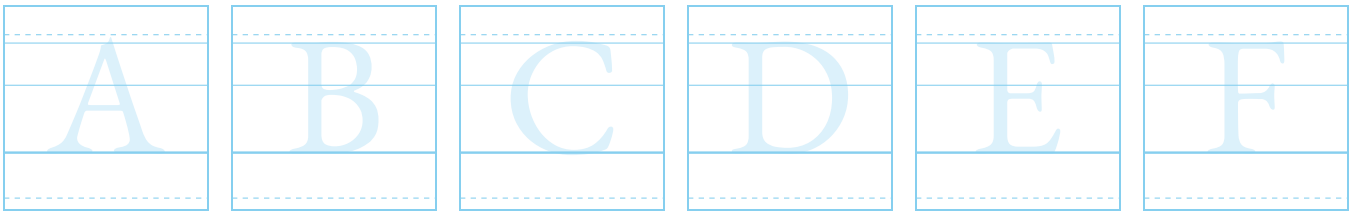

G H I J K L

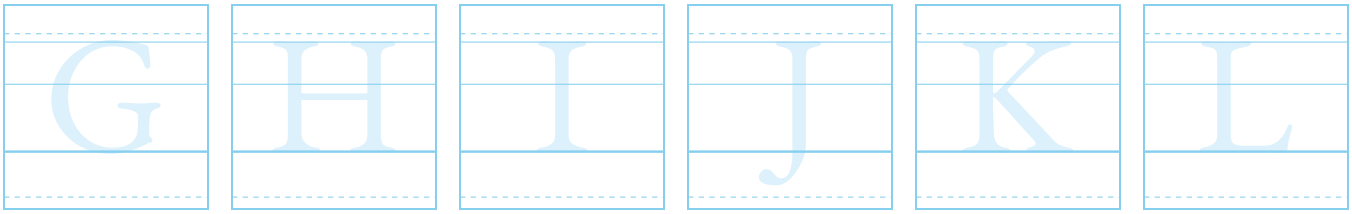

M N O P Q R

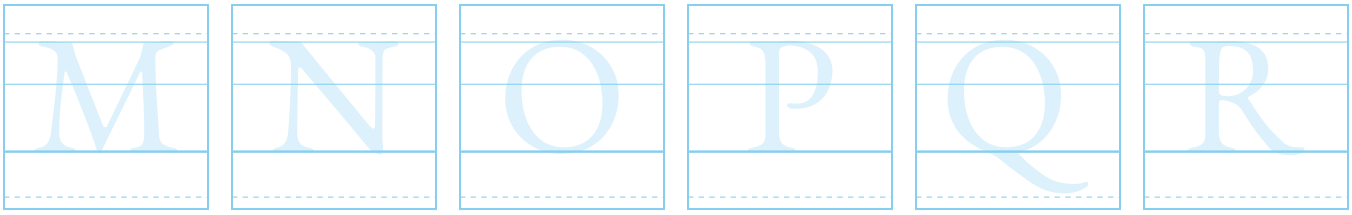

S T U V W X



Y Z

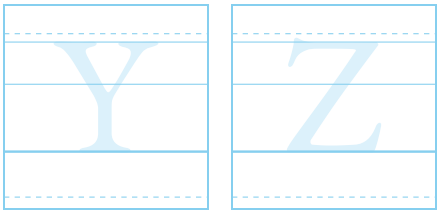

How it works

1. Print at 100% (actual size) on US Letter paper.
2. Use a black pen or marker. Don't use pencil or light colors.
   The app won't be able to detect them.
   Sit letters on the baseline and keep every stroke inside its box.
3. Scan or photograph each page flat at 300 dpi, facing up,
   with the arrow at the top and all four corner squares showing.
   Use at least 100 dpi. Lower may give a poor-quality font.
4. Open saboteur.supply, add your scans and download
   your font. It all runs in your browser.

Upload page – facing up

Lowercase

Serif

a b c d e f

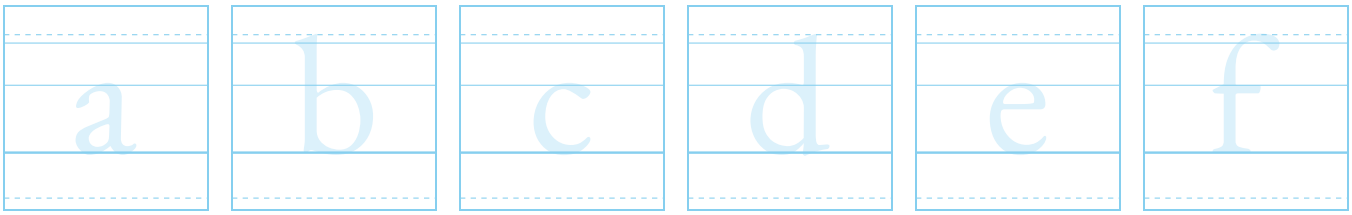

g h i j k l



m n o p q r

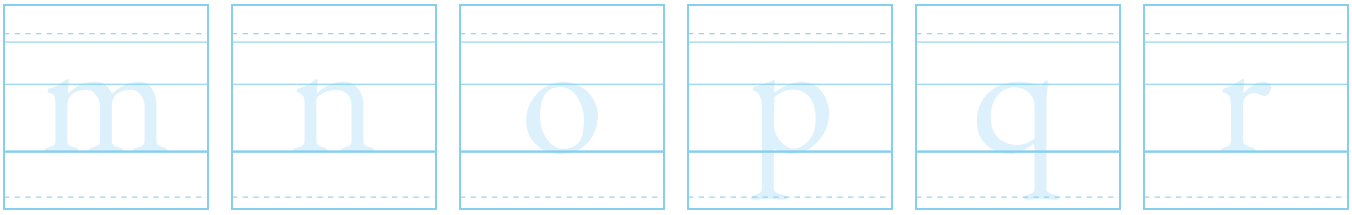

s t u v w x

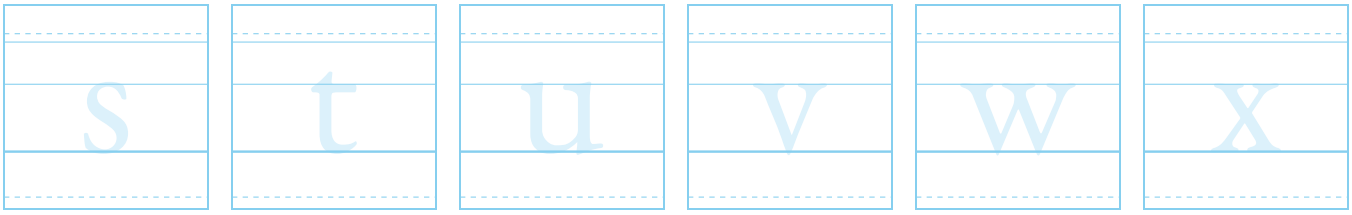

y z



Upload page – facing up

Numerals

Serif

0 1 2 3 4 5



6 7 8 9



Symbols

! " # $ % &



' ( ) * + ,

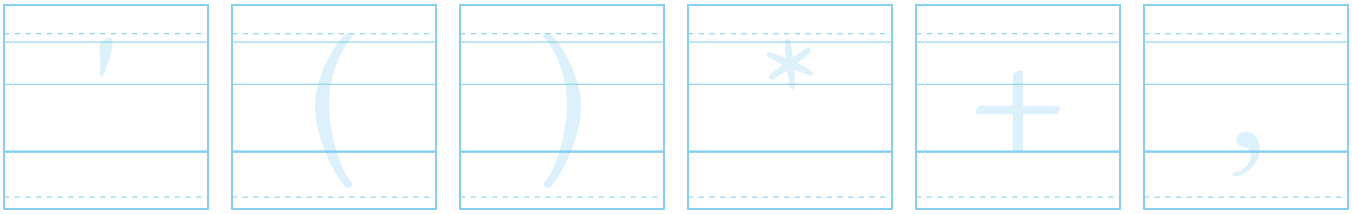

- . / : ; <



↑ Upload page – facing up

Symbols

Serif

= > ? @ [\

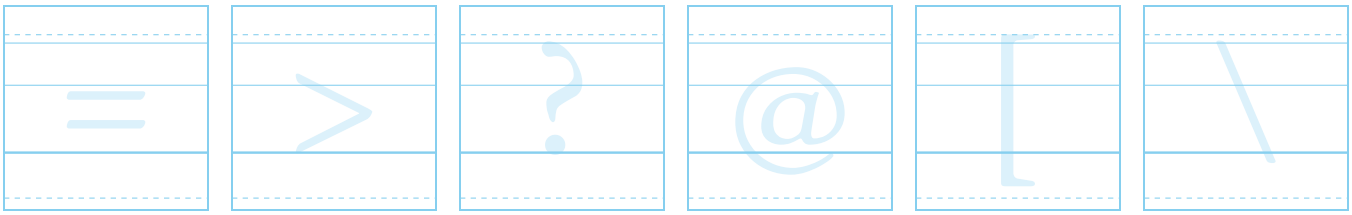

] ^ _ ` { |

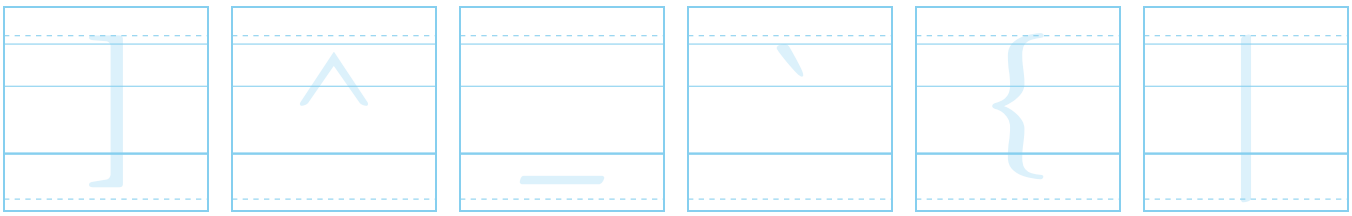

} ~

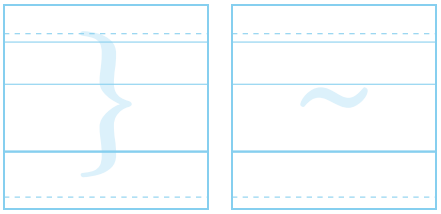

Extended symbols

© ® ™ ° • …



– — ‘ ’ “ ”



↑ Upload page – facing up

Extended symbols

Serif

« » ‹ › ¡ ¿

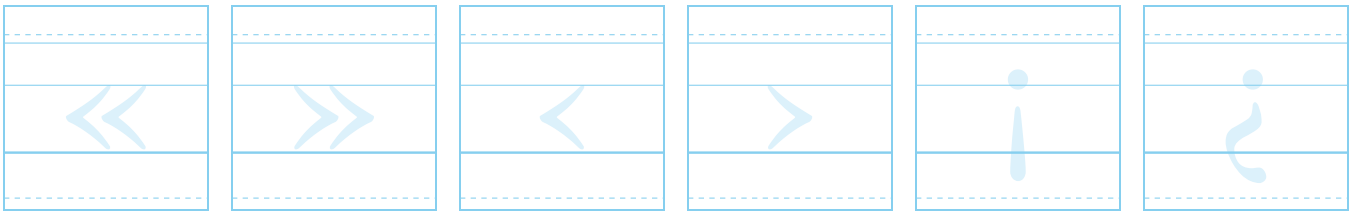

€ £ ¢ ¥ § ¶



† ‡ × ÷ ± „

